

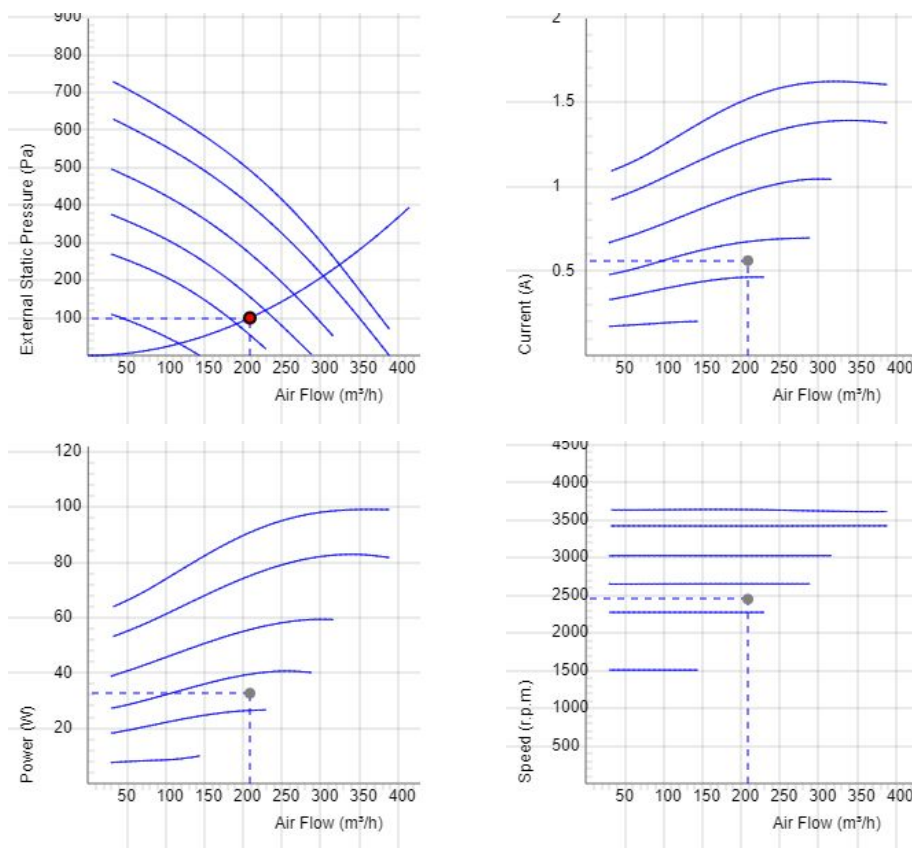
HERU 100 T EC



- Wall-mounted model with top connection.
- Designed for supply and exhaust air ventilation with energy recovery.
- Suitable for installation in apartments, small houses, offices and other premises where there are stringent requirements on the indoor environment.
- High temperature efficiency, low energy consumption (SFP), low sound level, high operating reliability and provides clean indoor air.
- Unique design minimizes all thermal bridges.
- Easy to handle with a wireless IQ CONTROL with 4,3" touch display for operation and monitoring.
- Integrated Modbus communication. No accessories needed.
- App controlled via cloud service.
- Easy installation wizard.
- Scheduled operation.
- Supports use of presence sensors.
- Airflow is generated by two silent radial fans with EC motors and impellers with backward curved blades.
- The fans are connected using quick connectors and are very easy to remove for cleaning.
- A regenerative, non hygroscopic, aluminum rotating heat exchanger located in the center of the unit. The heat exchanger can easily be removed for cleaning.
- Delivered with filter ISO ePM1 50% as standard, for both exhaust and supply air. The filters are very easy to change.
- Integrated controls for heating/cooling. Increases thermal comfort by heat recovery or night cooling.
- Integrated electric heater.
- The interior of the unit is constructed of galvanized steel sheet. The exterior is made of powder coated galvanized steel sheet and Galfan, and meets C3 requirements.
- 50 mm insulation in sides, top, bottom and door.
- 30 mm insulation in the back of the unit.
- For placement in warm areas, such as laundry, storage or utility rooms.
- Available in either right-hand or left-hand design.
- HERU 100T and HERU 160T has a connection for a cooker hood. This connection is routed past the rotor to prevent cooking odours from spreading back into the premises.
- HERU 100T and HERU 160T are equipped with wall plug.
- Integrated silencer on the supply air and extract air side.

NOTE! The warranty of HERU is only valid if accessories/equipment (e.g. filters) from H. Östberg AB are used.

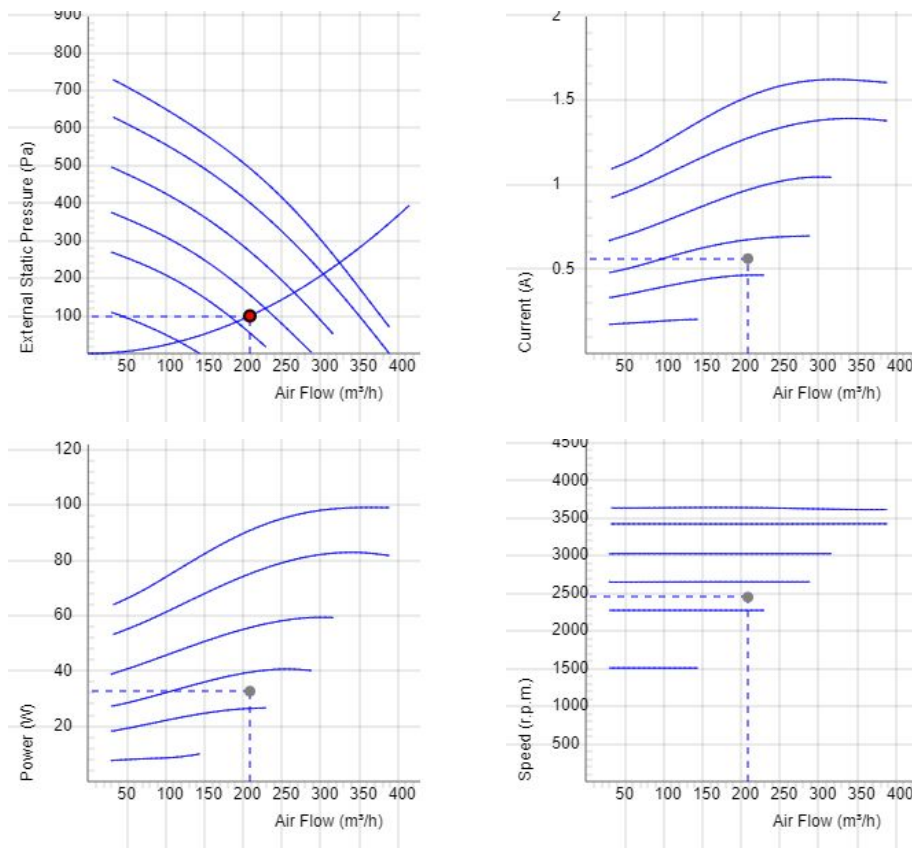
DIAGRAMS - SUPPLY



Data - SUPPLY

Air Flow (m³/h) 209	External static pressure (Pa) 100	Power (W) 32.6	Speed (r.p.m.) 2449	Current (A) 0.561	Voltage (V) 6.46
------------------------	--------------------------------------	-------------------	------------------------	----------------------	---------------------

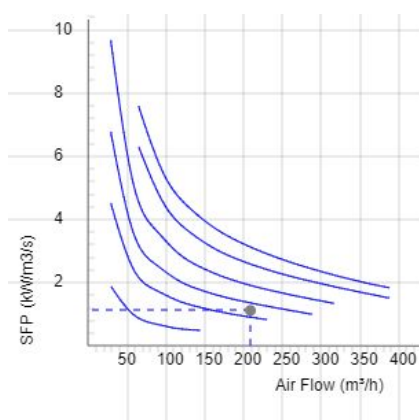
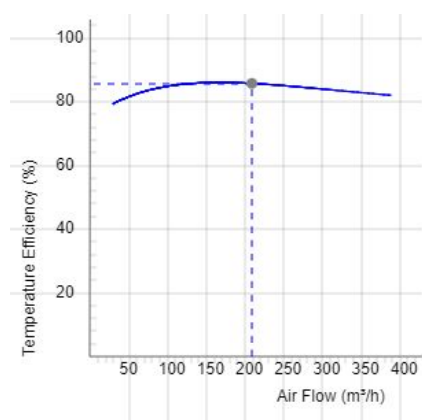
DIAGRAMS - EXTRACT



Data - EXTRACT

Air Flow (m³/h) 209	External static pressure (Pa) 100	Power (W) 32.6	Speed (r.p.m.) 2449	Current (A) 0.561	Voltage (V) 6.46
------------------------	--------------------------------------	-------------------	------------------------	----------------------	---------------------

DIAGRAMS - COMBINED

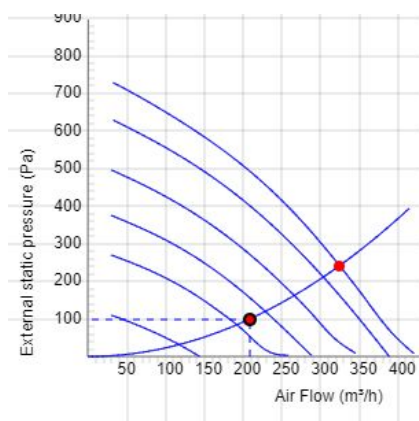


DATA COMBINED

Efficiency (%)
85.8

SFPv (kW/m³/s)
1.12

SOUND DATA



	Tot	63	125	250	500	1k	2k	4k	8k
Supply Lw dB(A)	73	58	65	68	68	60	63	54	50
Extract Lw dB(A)	61	45	53	52	58	55	48	44	30
Surrounding Lw dB(A)	49	42	45	44	39	32	31	29	28
Surrounding Lp dB (A) 20m² Sabine, hemispherical 3m	42								

Data - SOUND

Air Flow (m³/h) 325	External static pressure (Pa) 242	Power (W) 32.6	Speed (r.p.m.) 2449	Current (A) 0.561	Efficiency (%) 85.8	SFPv (kW/m³/s) 1.12	Voltage (V) 6.46
------------------------	--------------------------------------	-------------------	------------------------	----------------------	------------------------	------------------------	---------------------

TECHNICAL DATA

Parameter	HERU 100 T EC-y1 LE 8010796		HERU 100 T EC-y1 RE 8010795	
	Value	Unit	Value	Unit
Voltage	230	V	230	V
Phase	1	~	1	~
Frequency	50	Hz	50	Hz
Power	1410	W	1410	W
Power, fans	198	W	198	W
Power, heater	1200	W	1200	W
Current	6.9	A	6.9	A
Current, fans	1.60	A	1.60	A
Current, heater	5.22	A	5.22	A
Speed	3600	r.p.m.	3600	r.p.m.
Sound pressure level at 3 m	41	dB(A)	41	dB(A)
Weight	66	kg	66	kg
Weight (empty casing)	36.3	kg	36.3	kg
Enclosure class	41	IP	41	IP
Duct connection	125	mm	125	mm
Max. flow @ 0Pa	417.60116928327	m ³ /h	417.60116928327	m ³ /h
Max. pressure	760	Pa	760	Pa
Voltage range	220-240	V	220-240	V

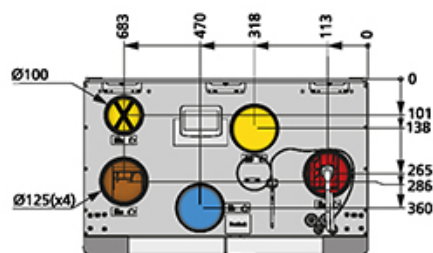
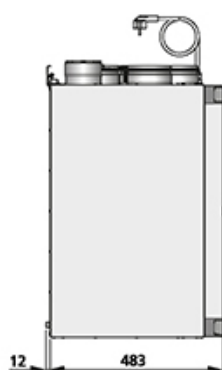
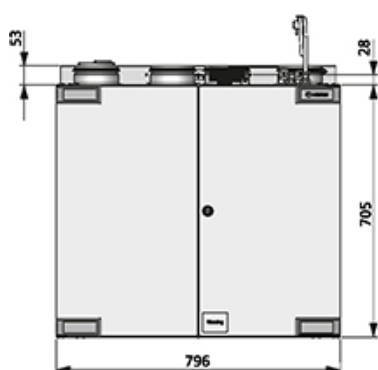
PRODUCT INFORMATION SHEET

Parameter	Value	Unit
(a) Manufacturer	Östberg	-
(b) Model code	HERU 100 T EC	-
(c) SEC average climate	-41	kWh/m ²
SEC average climate, class	A	-
SEC warm climate	-15.9	kWh/m ²
SEC warm climate, class	E	-
SEC cold climate	-84.9	kWh/m ²
SEC cold climate, class	A+	-
(d) Declared type	RVU / BVU	-
(e) Type of drive	Variable speed drive	-
(f) Type of heat recovery	Regenerative	-
(g) Thermal efficiency	84.8	%
(h) Max. flow rate (@100Pa)	378	m ³ /h
(i) Power at max. flow rate	198	W
(j) Sound power level	45	dB LwA
(k) Reference flow rate	0.073	m ³ /s
(l) Reference pressure difference	50	Pa
(m) SPI	0.37	W/(m ³ /h)
(n) Type of control/ctrl factor	Local demand control(accessory)/0.65	-
(o) External (and internal) leakage rate	1,99 (3,99)	%
(p) Mixing rate	N/A	-
(q) Visual filter warning	In remote control	-
(r) Instruction supply/exhaust grilles	See manual	-
(s) Disassembly instructions	fsp.ostberg.com	-
(t) Airflow sensitivity	N/A	-
(u) Air tightness	N/A	m/s
(v) AEC	194	kWh

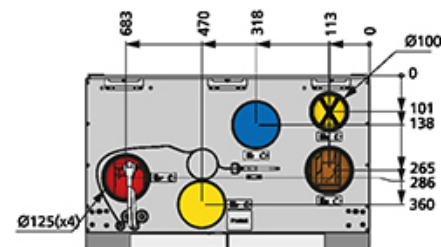
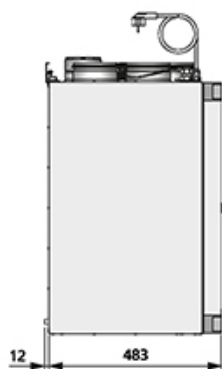
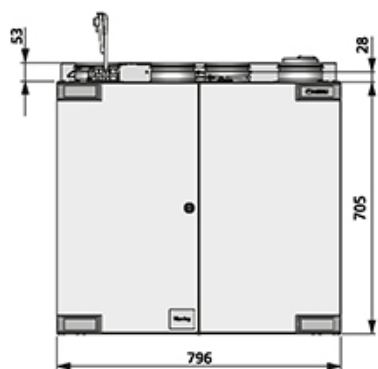
Parameter	Value	Unit
(w) AHS average	4586	kWh
AHS warmer	2074	kWh
AHS colder	8971	kWh

DIMENSIONS

RIGHT-HAND DESIGN with cooker hood connection



LEFT-HAND DESIGN with cooker hood connection



ENGLISH

- Supply air
- Extract air
- Exhaust air
- Fresh air
- ⊗ Cooker hood

SVENSKA

- Tilluft
- Frånluft
- Avluft
- Uteluft
- ⊗ Spiskåpa

NORSKA

- Tilluft
- Avtrekk
- Avkast
- Luftinntak
- ⊗ Kjøkkenhette

SUOMI

- Tuloilma
- Poistoilma
- Jäteilma
- Ulkoilma
- ⊗ Liesituuletin

DEUTSCH

- Zuluft
- Abluft
- Fortluft
- Frischluft
- ⊗ Dunstabzugshaube

POLSKI

- Powietrze nawiew
- Powietrze wywiew
- Powietrze usuwane
- powietrze z zewnątrz
- ⊗ Okapu kuchennego

ITALIANO

- Aria di immissione
- Aria di estrazione
- Sfiato
- Aria di esterna
- ⊗ Cappa cucina

ACCESSORIES

Mechanical accessories



Outside wall hood
125



Filter kit HERU 100 T
NextGen



Silencer LDC 125

Electrical accessories



IQC Touch display



Active dock holder
IQC



Extension cable,
antenna IQC



Firmware HERU IQC
v1.10



HERU IQ App



Pressure control IQC



Heater Kit Water,
HERU 100 T NextGen sensor



Room temperature
sensor



Duct sensor



Humidity/temperature
sensor



Carbon dioxide
sensor CO₂



Damper motor